









Le carnet appartient   .....



Au sein d'une classe, qu'elle soit Montessori ou une classe ordinaire,  
l'enfant apprend les couleurs, les formes et  
les volumes grâce à du matériel sensoriel.



Voici quelques petits exercices de cette approche sensorielle.

Pour démarrer l'activité, il faut montrer à l'enfant  
comment suivre le contour de chaque forme avec deux doigts  
(index et majeur serrés l'un contre l'autre),

Dans le sens inverse des aiguilles d'une montre.

Nommez la forme puis proposer à l'enfant de faire de même.











Observe




Colorie ce qui a la forme d'un carré












Observe



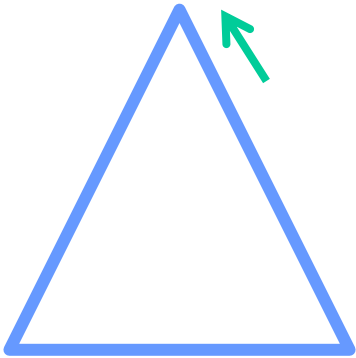
Colorie ce qui a la forme d'un cercle



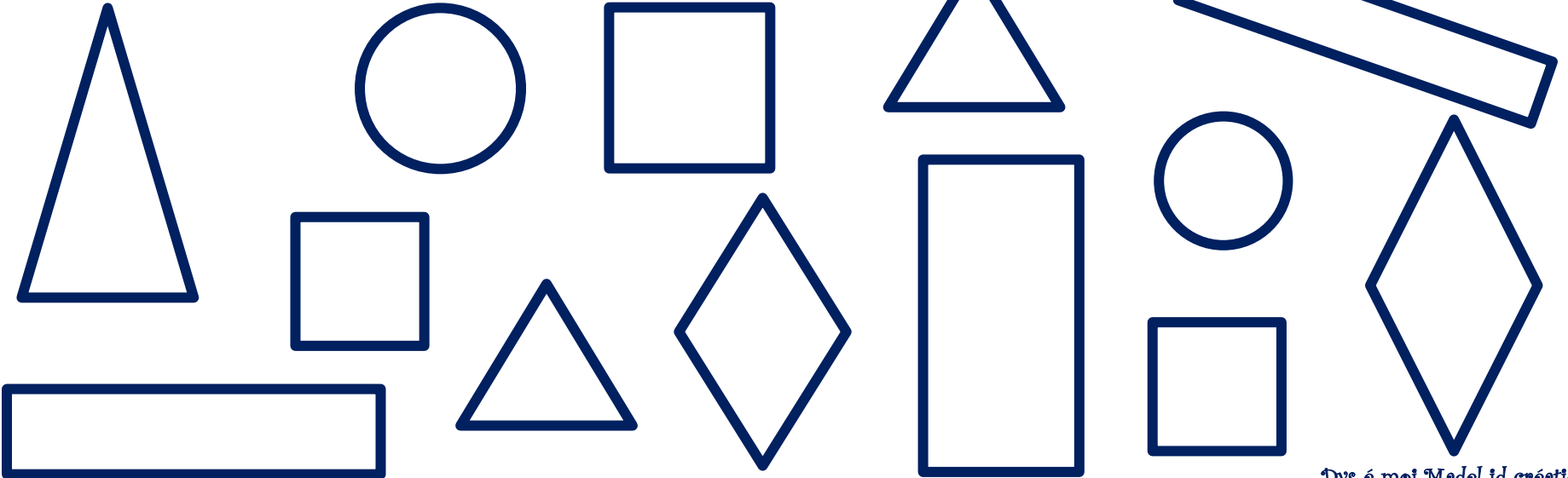


# le triangle

Observe




Colorie ce qui a la forme d'un triangle











# le rectangle

Observe



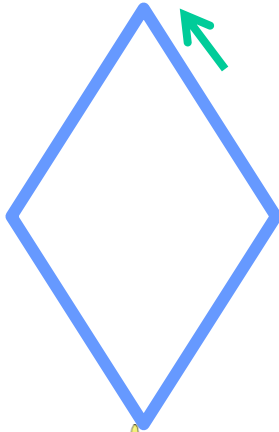
Colorie ce qui a la forme d'un rectangle





# le losange

Observe



Colorie ce qui a la forme d'un losange

